


# Chicken Tractor

## Connector Kit Instructions


This kit contains the connectors to build the tractor as seen in Carol's video. Kit builds a four frame unit. In the video Carol builds a 45" W by 27" H by 8 feet long tractor. Keep in mind that you can increase the width up to 6 feet wide and the height up to 3 feet high and the length up to 12 feet long however remember that this adds more weight so keep that in mind. We recommend building no wider than 5 feet wide X 2 ½ feet High X 10 feet long. **This also works out very well with the 10 foot lengths of 1" emt tubing from the store.**

Build the 4 frames first, note that the front and rear frame consist of full four side box and the two middle frames have only the top and side bars. use the four 1" pins to build the four frames.


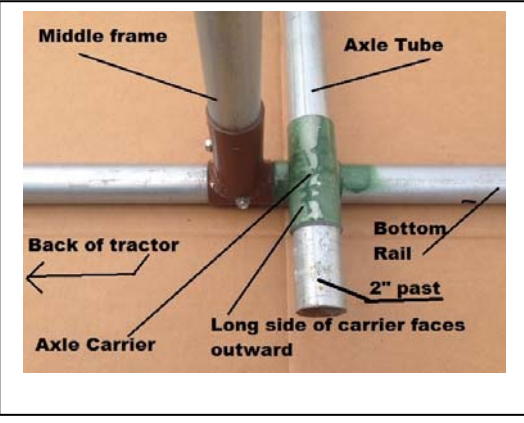
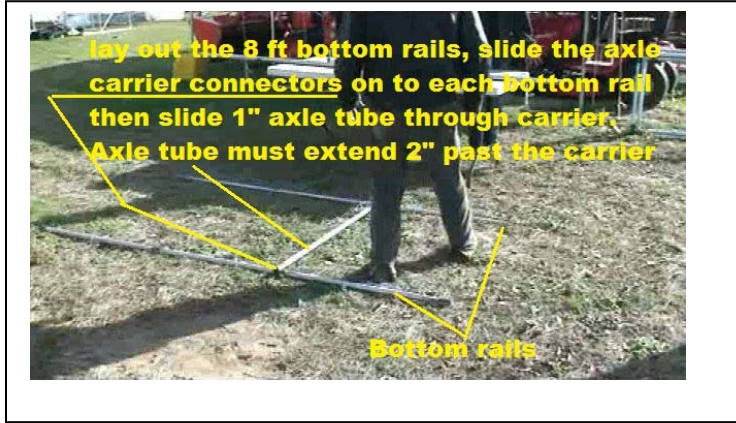



Use the supplied 1" emt pins to line up the frames as you build them. Front and back frame have all four sides.

Be sure to secure the first frame at corners with tech screws Here Carol has the front and back frames lined up using pins then adds tech screws to the second frame

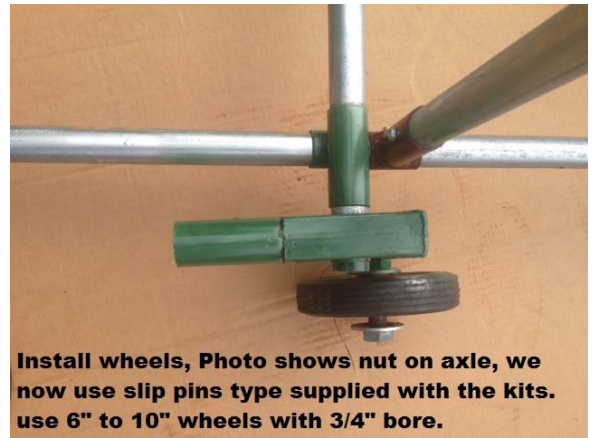


Position the axle carriers close to the first frame from the rear of the tractor but do not tech screw in place. Now slide the 1" emt axle through the top of the carriers. The axle tube must extend 2" past the axle carriers on each side. See close up of position.





**Slide axle hubs onto the ends of axle tube secure with tech screws**



**Install wheels, Photo shows nut on axle, we now use slip pins type supplied with the kits. use 6" to 10" wheels with 3/4" bore.**



**Cut and install 1" emt handle into either one of the two axle hubs**



**Place door latch over the door frame and secure w/tech screws. Drill through the 5/16" hole then use the included pin to keep dood latched**

**Cover your chicken tractor with your choice of wire and sheet metal. Also watch Carols video as it is most helpful along with these instructions.**

**If you need more assistance call me (Loy) at 903-497-1158**